

Note: Dimensions are nominal measurements only

SPECIFICATIONS

RECOMMENDED USE

Domestic

PRESSURE RATING

Recommended minimum working pressure 150kPa
Recommended maximum working pressure 500kPa
Hot and cold water inlet pressure should be equal

TEMPERATURE RATING

Maximum continuous working temperature 75°C
If the water temperature exceeds 75°C, an approved tempering valve must be fitted

SUITABLE HOT WATER UNITS

Storage tank: Yes
Continuous Flow: Yes
Gravity Feed: Not suitable

STANDARDS

WELS Star Rating(5 Star) – Nominal Flow Rate(5.5 L/M)
Registration No.(T32356)

WARRANTY

Structure: 25 years | Finish: 5 years | Cartridge: 10 years

INSTALLATION GUIDE

Note: This product must be installed by a licensed plumber.
This is a general installation guide - there are many factors that are involved that can alter the installation method.



1

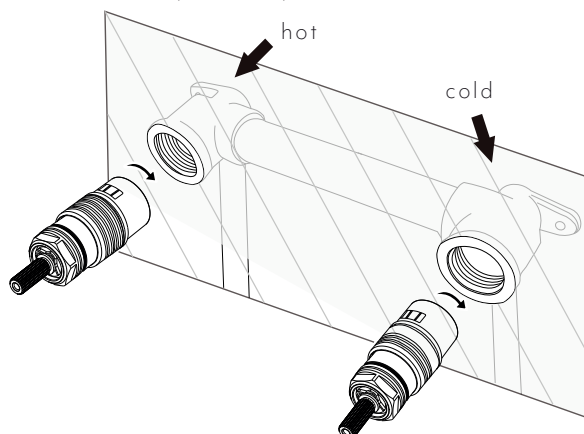
New Build

Install breach in desired position.

Retrofitting Existing

Remove existing tapware & reseal existing body seats until shiny & smooth.

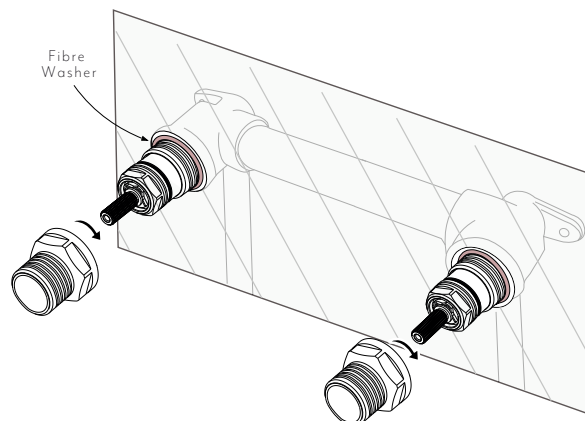
Screw spindle into breach and hand tighten until rear of spindle meets the body seat, **be sure not to overtighten**.
If necessary apply more pressure lightly with spanner.
(Note: Locking nut must be removed prior to installing this part of the spindle)



2

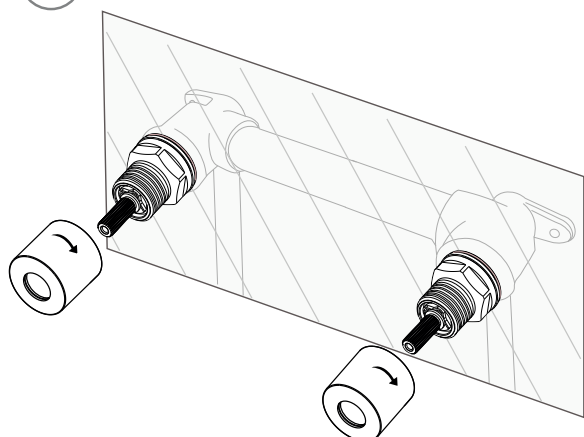
Fit the fibre washer over the spindle.
Screw on the locking nut and tighten with spanner.

TEST AND CHECK FOR LEAKS



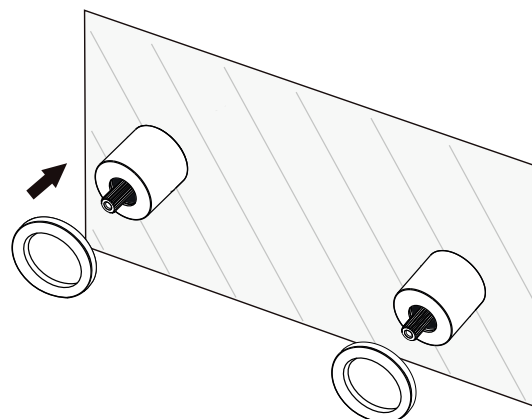
3

Install the sleeve onto the locking nut, twisting until tightened.



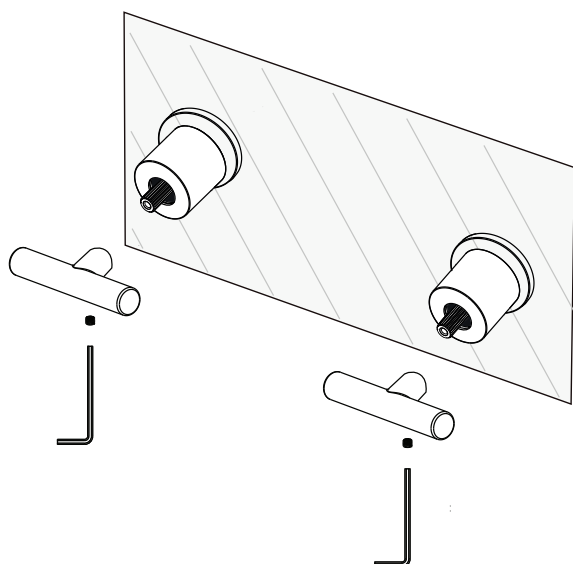
4

Slide the dress plate over the sleeve and press against wall.



5

Install handle by using the allen key provided and tighten grub screw.

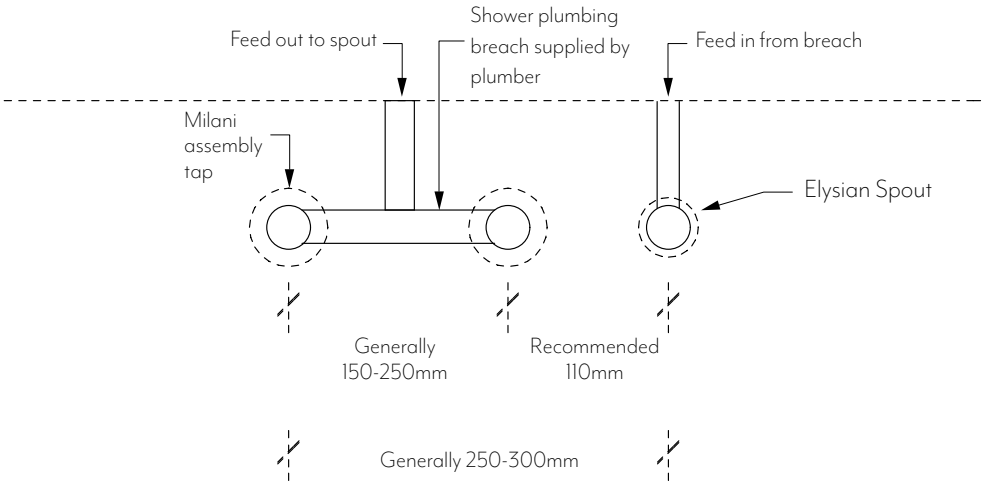


TYPICAL ASSEMBLY TAP EXAMPLES

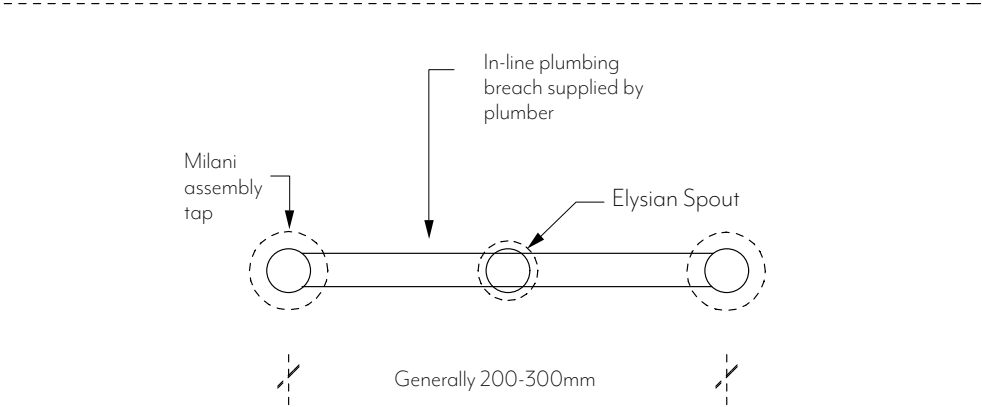
Note: This product must be installed by a licensed plumber.
This is a general installation guide - there are many factors that are involved that can alter the installation method.



Example One:
Offset basin mixer/bath spout setup



Example Two:
Centred basin mixer/bath spout setup



Example Three:
Shower Setup

